



PARS REGULATOR

Steam Traps



WWW.PARSREGULATOR.COM

Steam Traps

Series 711/721 Disc Trap -UniBody (Thermodynamdic)

The Series 711/721 Unibody Plus disc trap is designed for light load applications such as steam tracing, steam line drip, and turbine drain. These traps are fully renewable in-line, energy efficient and easy to check.

The 711 is a simple straightway body.

The 721 is a straightway body and has an integral wye strainer and blowoff valve.

Both bodies accept the same renewal capsules without removing the bodies from the line. The standard capsule performs best when applied in service up to 450 psig. The HP capsule has been designed for 150-650 psig service to handle low load superheat service conditions.

Ratings

Design: 600 psig, 750°F

Operating: 4 to 450 psig/750°F
[0.3 to 31 bar/400°C]

711HP/721HP only

Design: 650 psig, 750°F

Operating: 150 to 650 psig/750°F
[10.3 to 45 Bar/400°C]

Applicable Codes and Standards

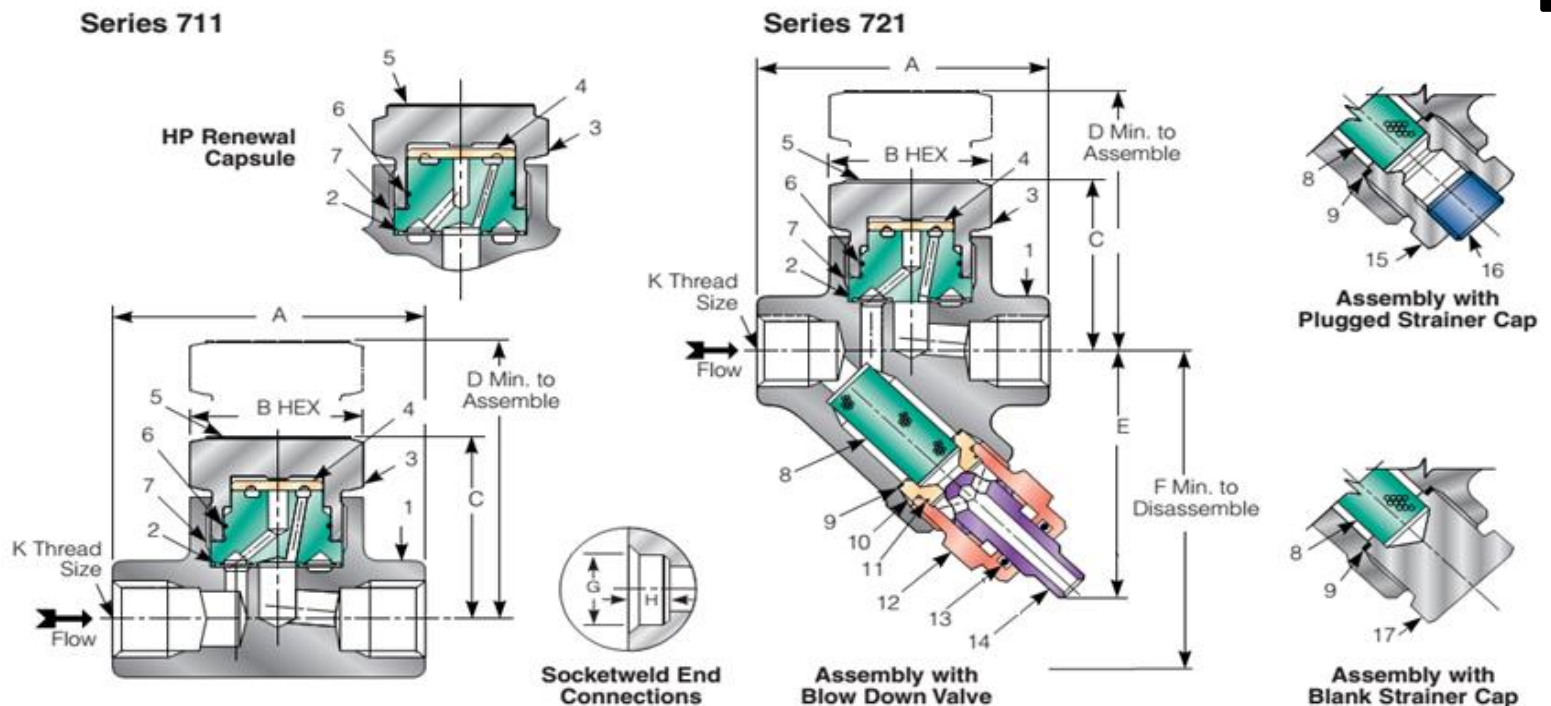
End connections per ANSI

B1.20.1 for threaded ends, per ANSI

B16.11 for socket-welding ends



UNI BODY STEAM TRAP





Pars Regulator Co.



شرکت پارس رگولاتور

info@parsregulator.com
E-MAIL : parsregulator@yahoo.com

www.parsregulator.com

Tel : 88 30 77 66
Fax: 88 83 41 40

Series 711/721 Disc Trap -UniBody (Thermodynamic)

item	Part	Material
1 ¹	Body	Carbon Steel A105
2 ²	Seat Gasket	Stainless Steel
3 ²	Bonnet	ASTM A-582 Type 416/ASTM A276 TYPE410 or 420/ ASTM A276 TYPE 403 OR EQU.
4 ²	Disc	Stainless Steel HT
5 ²	Name Plate	Stainless Steel
6 ²	Retaining ring	ASTM A313 TYPE 302 OR EQU.
7 ²	Seat	Stainless Steel HT
8	Screen	Stainless Steel 304\304L
9 ³	Cap Gasket	ASTM A276 TYPE 316L/304L With Silver Coated
10 ³	Blowdown Seat	ASTM A-582 Type 416/ASTM A276 TYPE410 or 420/ ASTM A276 TYPE 403 OR EQU.
11 ³	Retaining ring	ASTM A313 TYPE 302 OR EQU.
12 ³	Blowdown Body	ASTM A-582 Type 416/ASTM A276 TYPE410 or 420/ ASTM A276 TYPE 403 OR EQU.
13 ³	O-Ring	Silicon
14 ³	Blowdown Valve	ASTM A-582 Type 416/ASTM A276 TYPE410 or 420/ ASTM A276 TYPE 403 OR EQU.
15 ⁴	Strainer Cap	ASTM A-582 Type 416/ASTM A276 TYPE410 or 420/ ASTM A276 TYPE 403 OR EQU.
16 ⁴	Plug 3/8 NPT	Carbon Steel A105
17 ⁴	Blank Strainer Cap	Stainless Steel

- 1.Optional Weather Cap for Outdoor use
- 2.Part of factory assembled renewal capsule
- 3.Factory assembled blowdown valve renewal kit
- 4.Optional Strainer Caps

Unit Dimensions * : mm

Trap Size inch	A	B	C	D	E	F	G	H	K
3/8	80	38	49	68	73	100	17.6	9.5	NPT
1/2	80	38	49	68	73	100	21.8	9.5	NPT
3/4	81	38	49	68	73	100	27.2	12.7	NPT
1	100	38	49	68	86	113	33.9	12.7	NPT

* All dimensions could be considered as reference

U
N
I
B
O
D
Y


S
T
E
A
M

T
R
A
P

Steam Traps

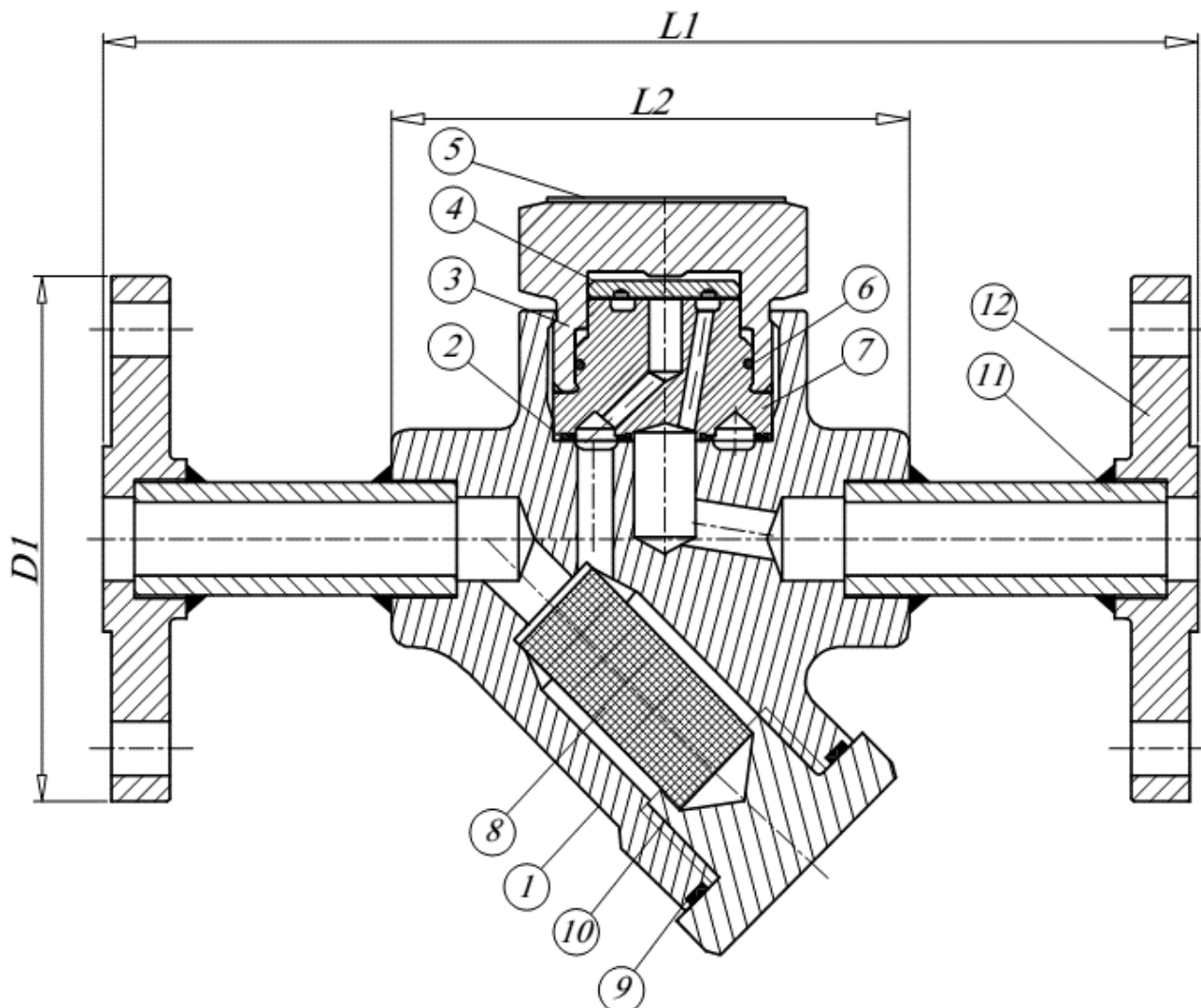
Series 129Y Impulse Trap -UniBody

The series 129Y disc traps are designed for light loads such as steam tracing and steam line drip. The 129Y trap may also be used for small process applications



Operating:
3/8", 1/2", 3/4" 129Y 400 psi, 750°F
1" 129Y, 400 psi, 750°F

Applicable Codes and Standards
End connections per ANSI
B1.20.1 for threaded ends, per ANSI
B16.11 for socket-welding ends





Pars Regulator Co.



شرکت پارس رگولاتور

info@parsregulator.com
E-MAIL : Parsregulator@yahoo.com

www.parsregulator.com

Tel : 88 30 77 66
Fax: 88 83 41 40

Series 129Y Impulse Trap -UniBody

item	Part	Material
1	Body	Carbon Steel A105
2	Seat Gasket	Stainless Steel
3	Bonnet	ASTM A-582 Type 416/ASTM A276 TYPE410 or 420/ ASTM A276 TYPE 403 OR EQU.
4	Disk	Stainless Steel HT
5	Name Plate	Stainless Steel
6	Retaining Ring	ASTM A313 TYPE 302 OR EQU.
7	Seat	Stainless Steel
8	Screen	Stainless Steel 304/304L
9	Cap Gasket	ASTM A276 TYPE 316L/304L With Silver Coated
10	Screen Cap	Carbon Steel A105
11	Pipe	ASTM A106 Grade B
12	Flange	Carbon Steel A105

U
N
I
B
O
D
Y

S
T
E
A
M

T
R
A
P

Unit Dimensions * : mm

Trap Size inch	L1	L2	D1*
1/2	210	80	89
3/4	220	81	99

*D1: FLANGE #150

* All dimensions could be considered as reference

Steam Traps

Series 121/131 Disc Trap Thermodynammic (TILTING DISC IMPULSE)

The Series 121/131 Tilting Disc Impulse disc trap is designed for light load applications such as steam tracing, steam line drip, and turbine drain. These traps are fully renewable in-line, energy efficient and easy to check.

The 121 is a simple straightway body.

The 131 is a straightway body and blowoff valve.

Both bodies accept the same renewal capsules without removing the bodies from the line. The standard capsule performs best when applied in service up to 450 psig. The HP capsule has been designed for 150-650 psig service to handle low load superheat service conditions.



Ratings

Design: 600 psig, 750°F

Operating: 4 to 450 psig/750°F
[0.3 to 31 bar/400°C]

130 HP only

Design: 650 psig, 750°F

Operating: 150 to 650 psig/750°F
[10.3 to 45 Bar/400°C]

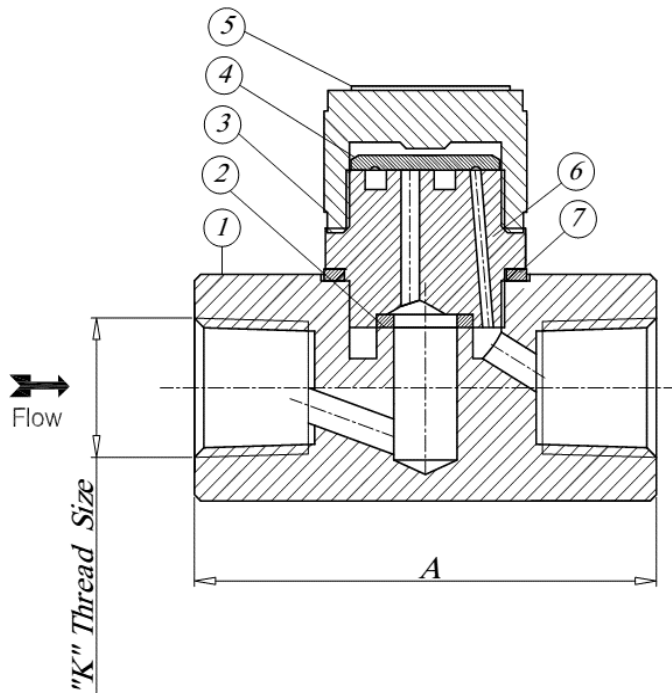
Applicable Codes and Standards

End connections per ANSI

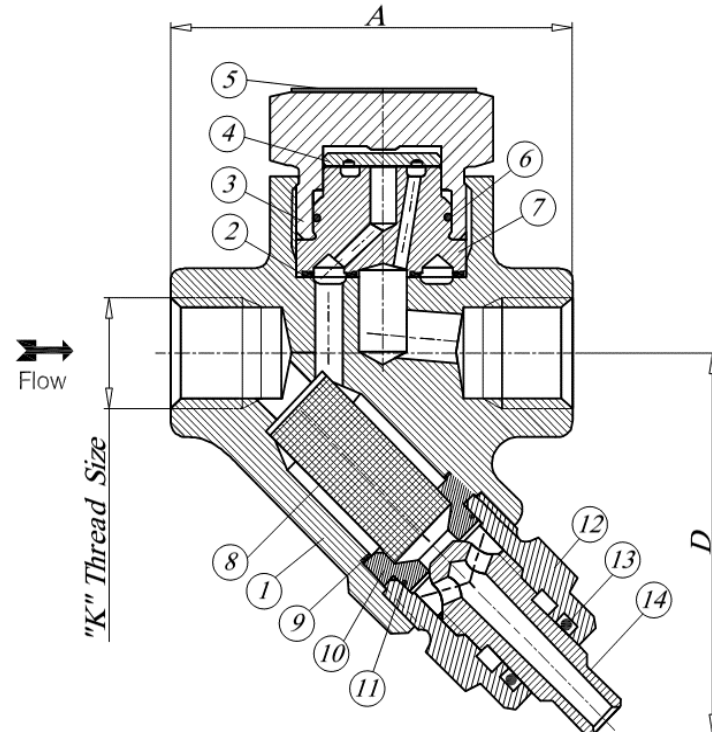
B1.20.1 for threaded ends, per ANSI

B16.11 for socket-welding ends

SERIES 121




SERIES 131



U
N
I
B
O
D
Y
S
T
E
A
M
T
R
A
P



Pars Regulator Co.



شرکت پارس رگولاتور

info@parsregulator.com
E-MAIL : parsregulator@yahoo.com

www.parsregulator.com

Series 121/131 Disc Trap Thermodynamdic (Tilting Disc Impulse)

item	121		131	
	Part	Material	Part	Material
1	Body	Carbon Steel A105	Body	Carbon Steel A105
2	Seat Gasket	Stainless Steel	Seat Gasket	Stainless Steel
3	Bonnet	**	Bonnet	**
4	Disc	Stainless Steel HT	Disc	Stainless Steel HT
5	Name Plate	Stainless Steel	Name Plate	Stainless Steel
6	Seat	Stainless Steel HT	Retaining Ring	ASTM A313 TYPE 302 OR EQU.
7	Screen	Stainless Steel 304/304L	Seat	Stainless Steel HT
8	Cap Gasket	ASTM A276 TYPE 316L/304L With Silver Coated	Screen	Stainless Steel 304/304L
9	Blowdown Body	**	Cap Gasket	ASTM A276 TYPE 316L With Silver Coated
10	Blowdown Seat	**	Blowdown Seat	**
11	/	/	Blowdown Body	**
12	/	/	O-Ring	Silicon
13	/	/	Blowdown Valve	**

**ASTM A-582 Type 416/ASTM A276 TYPE410 or 420/ ASTM A276 TYPE 403 OR EQU.

SERIES 121

Unit Dimensions * : mm

Trap Size inch	A	K
1/2	65	1/2" NPT
3/4	85	3/4" NPT

SERIES 131

Unit Dimensions * : mm

Trap Size inch	A	D	K
3/8	80	68	3/8" NPT
1/2	80	68	1/2" NPT
3/4	81	68	3/4" NPT
1	100	68	1" NPT

* All dimensions could be considered as refrence

U
N
I
B
O
D
Y
S
T
E
A
M
T
R
A
P

Tel : 88 30 77 66

Fax: 88 83 41 40

Steam Traps

Series 731/741 Impulse Trap -UniBody

The Series 731/741 Unibody Plus impulse trap is designed for light load applications such as steam tracing, steam line drip, and turbine drain. These traps are fully renewable in-line, energy efficient and easy to check.

The 731 is a simple straightway body.

The 741 is a straightway body and has an integral wye strainer and blowoff valve.

Both bodies accept the same renewal capsules without removing the bodies from the line. The standard capsule performs best when applied in service up to 450 psig. The HP capsule has been designed for 150-650 psig service to handle low load superheat service conditions.

Ratings

Design: 600 psig, 750°F

Operating: 4 to 450 psig/750°F

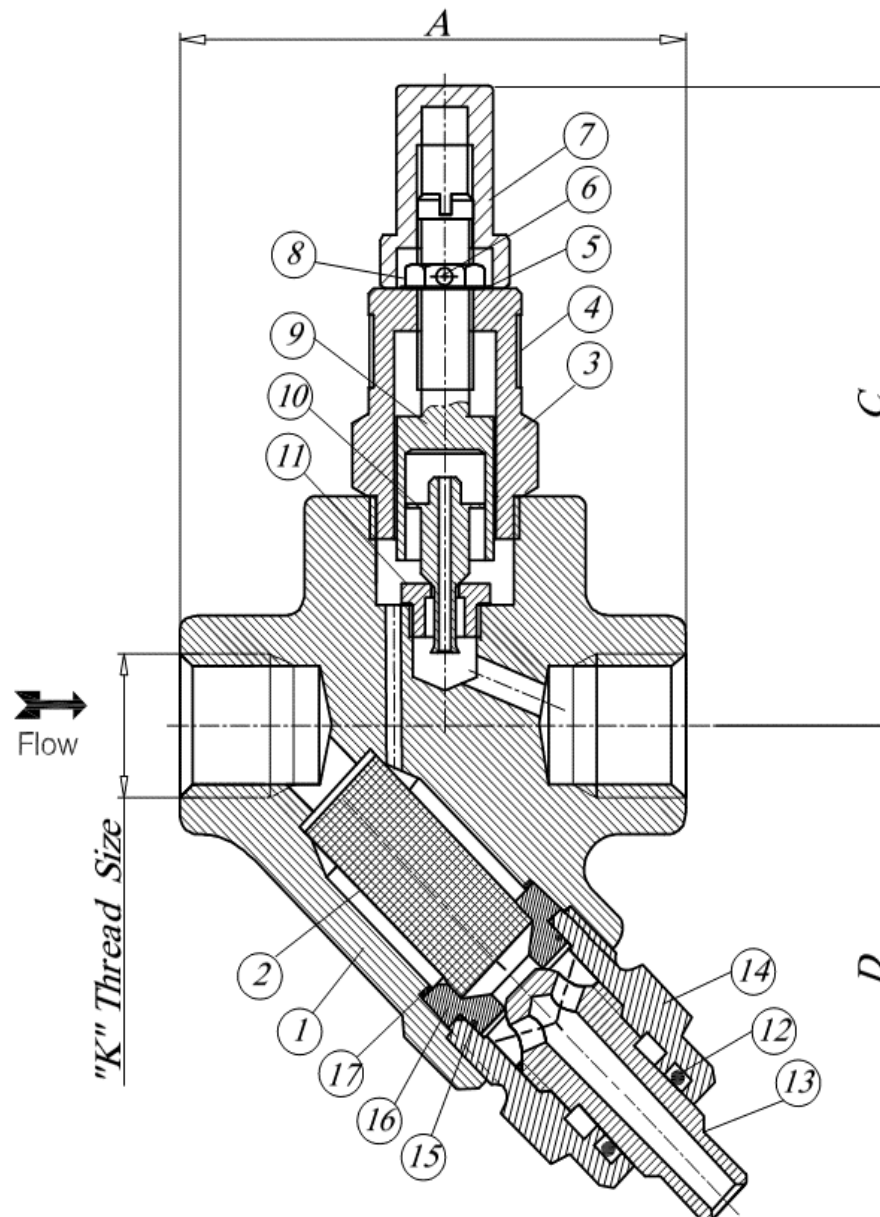
[0.3 to 31 bar/400°C]

Applicable Codes and Standards

End connections per ANSI

B1.20.1 for threaded ends, per ANSI

B16.11 for socket-welding ends



U
N
I
B
O
D
Y
S
T
E
A
M
T
R
A
P



Pars Regulator Co.



شرکت پارس رگولاتور

info@parsregulator.com
E-MAIL : parsregulator@yahoo.com

www.parsregulator.com

Tel : 88 30 77 66
Fax: 88 83 41 40

Series 731/741 Impulse Trap -UniBody

item	Part	Material
1	Body	Carbon Steel A105
2	Screen	Stainless Steel 304/304L
3	Bonnet	ASTM A-582 Type 416/ASTM A276 TYPE410 or 420/ ASTM A276 TYPE 403 OR EQU.
4	Name Plate	Stainless Steel
5	Split Washer	Brass
6	Lock Pin	Brass
7	Cap Nut	Stainless Steel
8	Lock Nut	Stainless Steel
9	Control Cylinder	Stainless Steel
10	Valve	Stainless Steel
11	Valve Seat	Stainless Steel
12	O-Ring	Silicon
13	Blowdown Valve	ASTM A-582 Type 416/ASTM A276 TYPE410 or 420/ ASTM A276 TYPE 403 OR EQU.
14	Blowdown Body	ASTM A-582 Type 416/ASTM A276 TYPE410 or 420/ ASTM A276 TYPE 403 OR EQU.
15	Retaining Ring	ASTM A313 TYPE 302 OR EQU.
16	Blowdown Seat	ASTM A-582 Type 416/ASTM A276 TYPE410 or 420/ ASTM A276 TYPE 403 OR EQU.
17	Cap Gasket	ASTM A276 TYPE 316L/304L With Silver Coated

U
N
I
B
O
D
Y

S
T
E
A
M

T
R
A
P

Unit Dimensions * : mm

Trap Size inch	A	C	D	K
3/8	80	49	68	NPT
1/2	80	49	68	NPT
3/4	81	49	68	NPT
1	100	49	68	NPT

* All dimensions could be considered as reference

Steam Traps

Series 129Y DISK Trap -UniBody

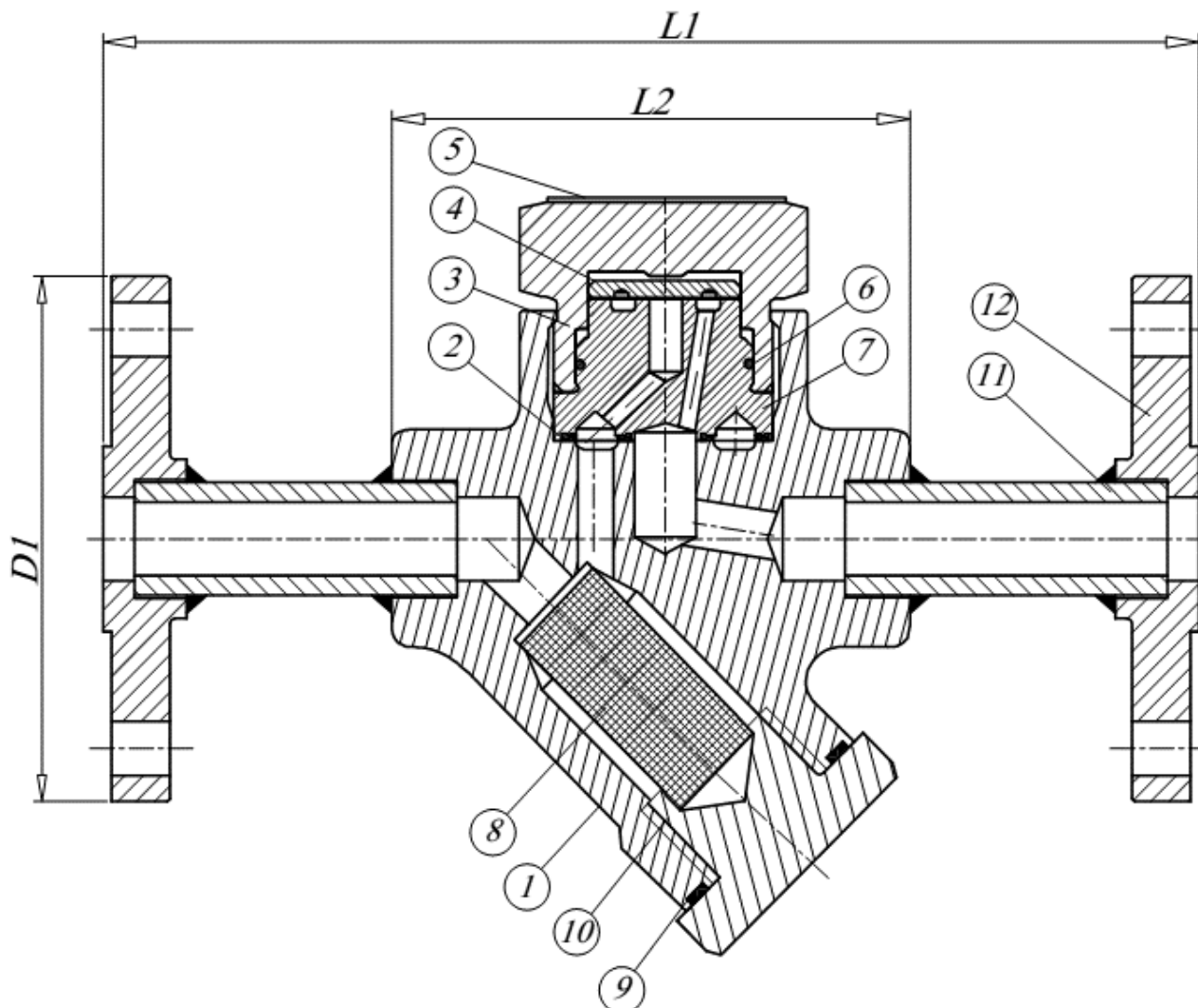
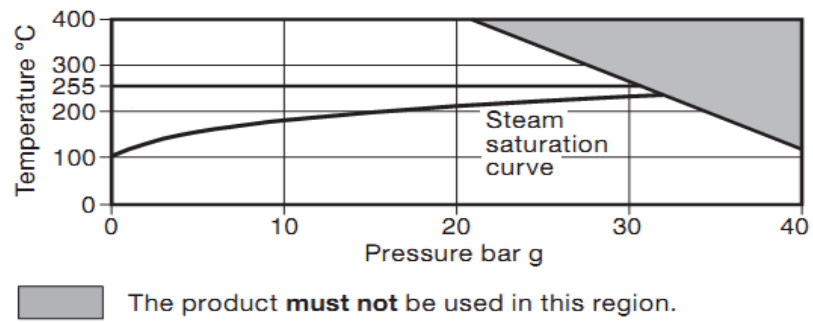
The series 129Y disc traps are designed for light loads such as steam tracing and steam line drip. The 129Y trap may also be used for small process applications

Body design conditions		PN40
PMA	Maximum allowable pressure	40 bar g
TMA	Maximum allowable temperature	400°C
Minimum allowable temperature		0°C
PMO	Maximum operating pressure for saturated steam service	32 bar g
TMO	Maximum operating temperature	129Y 400°C
Minimum operating temperature		0°C
Minimum operating pressure for satisfactory operation is 0.25 bar g		
PMO B	Maximum operating backpressure is 80% of upstream pressure	
Designed for a maximum cold hydraulic test pressure of 60 bar g		

Applicable Codes and Standards

End connections per ANSI
 B1.20.1 for threaded ends, per ANSI
 B16.11 for socket-welding ends

Pressure / temperature limits



UNI BODY STEAM TRAP

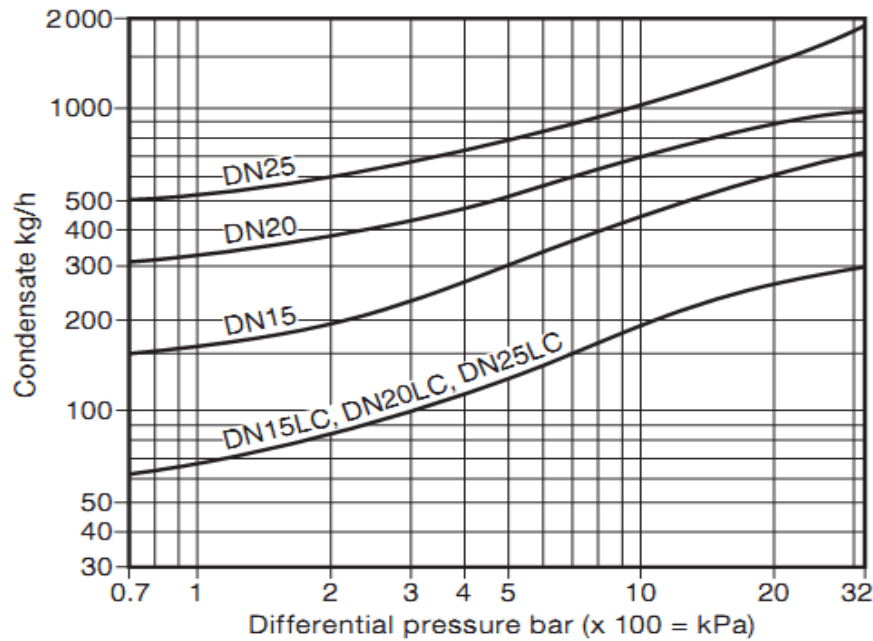
Series 129Y DISK Trap -UniBody

item	Part	Material
1	Body	ASTM A182 F304
2	Seat Gasket	Stainless Steel
3	Bonnet	ASTM A276 TYPE 420
4	Disk	Stainless Steel HT
5	Name Plate	Stainless Steel
6	Retaining Ring	ASTM A313 TYPE 302 OR EQU.
7	Seat	Stainless Steel
8	Screen	Stainless Steel 304/304L
9	Cap Gasket	ASTM A276 TYPE 316L/304L With Silver Coated
10	Screen Cap	ASTM A276 TYPE 420
11	Pipe SCH80	ASTM A312 TP304
12	Flange 1/2" #150	ASTM A182 F304

Unit Dimensions * : mm

Trap Size inch	L1	L2	D1
1/2	150	80	89

Capacities



DN 15 is equal to 1/2"
DN 20 is equal to 3/4"
DN 25 is equal to 1"

UNI BODY STEAM TRAP



PARS REGULATOR

Steam Traps

**Head Office : 2nd. Floor, No. 46, Karimkhan St. , Tehran-Iran
Tel : +9821 88 30 77 66 Fax: +9821 88 83 41 40**

**Email: info@parsregulator.com
parsregulator@yahoo.com**

**Factory #1: No.263 , West Danesh St. , Sarasiab Malard , Karaj-
Iran
Tel.: +9821 65 16 20 25 fax: +9821 65 16 20 24**

WWW.PARSREGULATOR.COM

